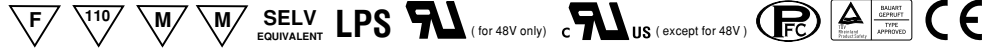




■ Features :

- Universal AC input / Full range
- High efficiency 90%
- Protections: Short circuit / Overload / Over voltage / Over temperature
- Built-in active PFC function
- UL1310 Class 2 power unit
- Cooling by free air convection
- 100% full load burn-in test
- High reliability
- Suitable for LED lighting and moving sign applications
- Compliance to worldwide safety regulations for lighting
- 2 years warranty



SPECIFICATION

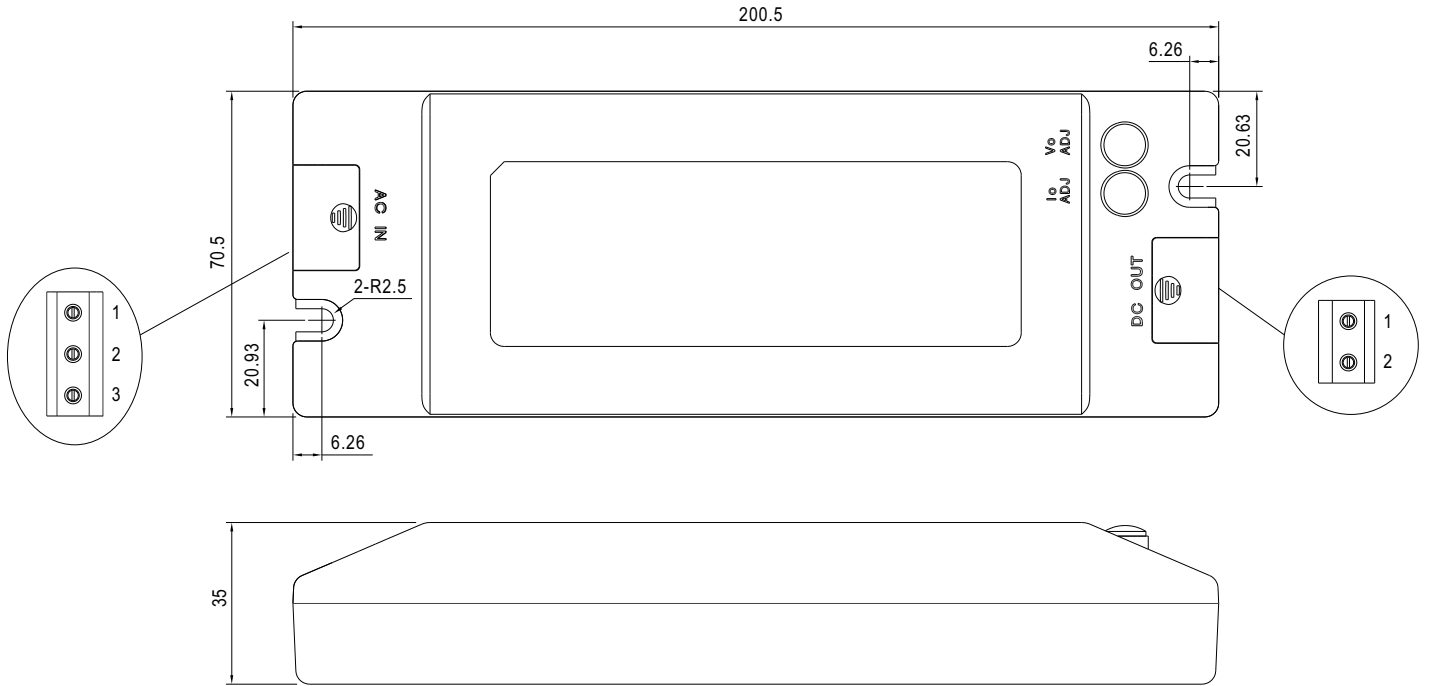
MODEL	PLC-100-12	PLC-100-15	PLC-100-20	PLC-100-24	PLC-100-27	PLC-100-36	PLC-100-48	
OUTPUT	DC VOLTAGE	12V	15V	20V	24V	27V	36V	48V
	CONSTANT CURRENT REGION Note.4	8.4 ~ 12V	10.5 ~ 15V	14 ~ 20V	16.8 ~ 24V	18.9 ~ 27V	25.2 ~ 36V	33.6 ~ 48V
	RATED CURRENT Note.6	5A	5A	4.8A	4A	3.55A	2.65A	2A
	CURRENT RANGE Note.6	0 ~ 5A	0 ~ 5A	0 ~ 4.8A	0 ~ 4A	0 ~ 3.55A	0 ~ 2.65A	0 ~ 2A
	RATED POWER Note.6	60W	75W	96W	96W	95.85W	95.4W	96W
	RIPPLE & NOISE (max.) Note.2	150mVp-p	150mVp-p	150mVp-p	150mVp-p	150mVp-p	150mVp-p	200mVp-p
	VOLTAGE ADJ. RANGE(Vo ADJ)	10.2 ~ 12V	12.8 ~ 15V	17 ~ 20V	20.4 ~ 24V	23 ~ 27V	30.6 ~ 36V	40.8 ~ 48V
	CURRENT ADJ. RANGE(Io ADJ)	3.75 ~ 5A	3.75 ~ 5A	3.6 ~ 4.8A	3 ~ 4A	2.6 ~ 3.55A	2 ~ 2.65A	1.5 ~ 2A
	VOLTAGE TOLERANCE Note.3	±3.0%	±3.0%	±3.0%	±3.0%	±3.0%	±2.0%	±2.0%
	LINE REGULATION	±1.0%						
	LOAD REGULATION	±2.0%						
	SETUP, RISE TIME	1200ms, 80ms/230VAC 1200ms, 80ms/115VAC at full load						
	HOLD UP TIME (Typ.)	60ms/230VAC 30ms/115VAC at full load						
INPUT	VOLTAGE RANGE Note.5	90 ~ 264VAC	127 ~ 370VDC					
	FREQUENCY RANGE	47 ~ 63Hz						
	POWER FACTOR (Typ.)	PF>0.95/230VAC	PF>0.95/115VAC at full load	PF≥0.9 at 75 ~ 100% load				
	EFFICIENCY (Typ.)	84.5%	86.5%	90%	90%	90%	90%	89%
	AC CURRENT (Typ.)	12V:0.8A/115VAC	0.4A/230VAC	15V:0.9A/115VAC	0.45A/230VAC	20V ~ 48V:1.1A/115VAC	0.55A/230VAC	
	INRUSH CURRENT (Typ.)	COLD START 40A/230VAC						
	LEAKAGE CURRENT	<0.75mA / 240VAC						
PROTECTION	OVER CURRENT (Typ.) Note.4	95 ~ 102% Protection type : Constant current limiting, recovers automatically after fault condition is removed						
	OVER VOLTAGE	13 ~ 16V	16.5 ~ 20V	22 ~ 27V	27 ~ 34V	30 ~ 36V	39 ~ 48V	52 ~ 64V
	OVER TEMPERATURE	90°C±10°C (RTH2) Protection type : Shut down o/p voltage, re-power on to recover						
ENVIRONMENT	WORKING TEMP.	-30 ~ +50°C (Refer to output load derating curve)						
	WORKING HUMIDITY	20 ~ 95% RH non-condensing						
	STORAGE TEMP., HUMIDITY	-40 ~ +80°C, 10 ~ 95% RH						
	TEMP. COEFFICIENT	±0.03%/°C (0 ~ 50°C)						
	VIBRATION	10 ~ 500Hz, 2G 12min./1cycle, period for 72min. each along X, Y, Z axes						
SAFETY & EMC	SAFETY STANDARDS Note.7	UL1310 Class 2, EN61347-1, EN61347-2-13 independent, UL60950-1, TUV EN60950-1 (listed in UL Sign Components Manual (SAM)) CAN/CSA C22.2 No. 223-M91(except for 48V) approved						
	WITHSTAND VOLTAGE	I/P-O/P:3.75KVAC I/P-FG:1.88KVAC O/P-FG:0.5KVAC						
	ISOLATION RESISTANCE	I/P-O/P, I/P-FG, O/P-FG:100M Ohms / 500VDC / 25°C / 70% RH						
	EMI CONDUCTION & RADIATION	Compliance to EN55015, EN55022 (CISPR22) Class B						
	HARMONIC CURRENT	Compliance to EN61000-3-2,-3, Class C (≥70% load) ; EN61000-3-3						
	EMS IMMUNITY	Compliance to EN61000-4-2,3,4,5,6,8,11; ENV50204, EN61547, EN55024, light industry level, (surge 4KV), criteria A						
OTHERS	MTBF	297.9Khrs min. MIL-HDBK-217F (25°C)						
	DIMENSION	200.5*70.5*35mm (L*W*H)						
	PACKING	0.52Kg; 25pcs/14Kg/0.65CUFT						

- NOTE
1. All parameters NOT specially mentioned are measured at 230VAC input, rated load and 25°C of ambient temperature.
 2. Ripple & noise are measured at 20MHz of bandwidth by using a 12" twisted pair-wire terminated with a 0.1uf & 47uf parallel capacitor.
 3. Tolerance : includes set up tolerance, line regulation and load regulation.
 4. Constant current operation region is within 70% ~100% rated output voltage. This is the suitable operation region for LED related applications, but please reconfirm special electrical requirements for some specific system design.
 5. Derating may be needed under low input voltage. Please check the derating curve for more details.
 6. This is the maximum possible output current and power. Over load protection may be activated slightly below this level to comply with the requirement of UL1310 class 2.
 7. Safety and EMC design refer to EN60598-1, subject 8750(UL), CNS15233, GB7000.1, FCC part18.
 8. The power supply is considered as a component that will be operated in combination with final equipment. Since EMC performance will be affected by the complete installation, the final equipment manufacturers must re-qualify EMC Directive on the complete installation again.

Mechanical Specification

Case No.981A

Unit:mm



Terminal Pin No. Assignment (TB1):
SWITCLAB MB310-75003

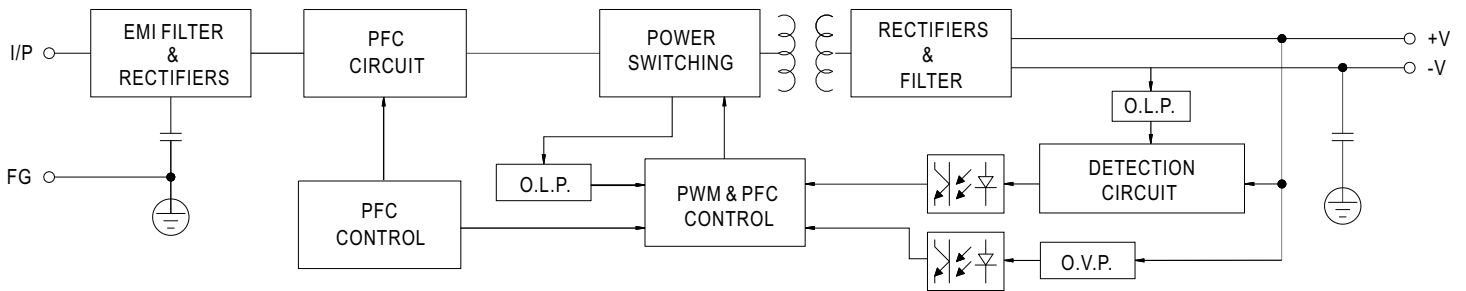
Pin No.	Assignment
1	FG ⊕
2	AC/N
3	AC/L

Terminal Pin No. Assignment (TB2):
SWITCLAB MB310-75002

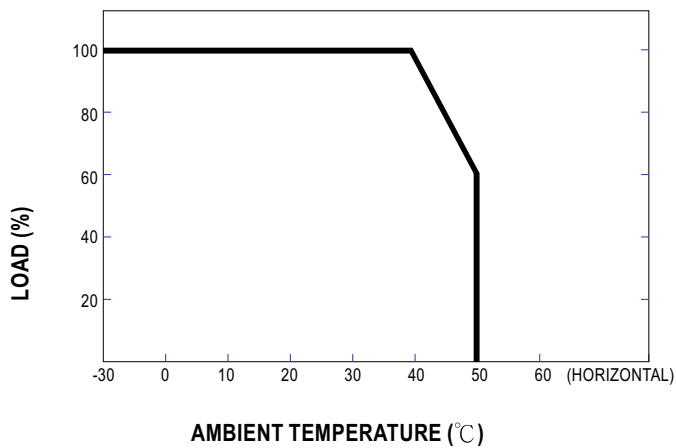
Pin No.	Assignment
1	+V
2	-V

Block Diagram

Fosc : 100KHz



Derating Curve



Static Characteristics

