

■ Features :

- 2:1 wide input range
- Protections: Short circuit/Over load /voltage
- Built-in EMI filter, low ripple noise
- 100% full load burn-in test
- Low cost
- High reliability
- 1 year warranty

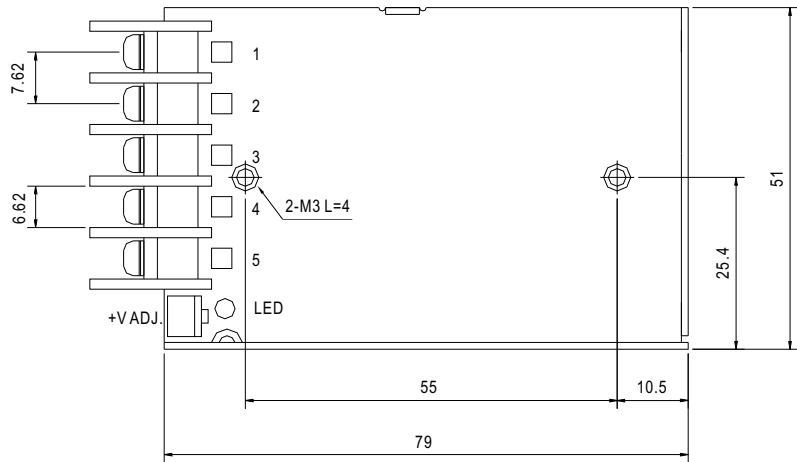
SPECIFICATION



| MODEL | | SD-15A-05 | SD-15B-05 | SD-15C-05 | SD-15A-12 | SD-15B-12 | SD-15C-12 | SD-15A-24 | SD-15B-24 | SD-15C-24 |
|---------------------------|--|--|-----------|--------------|--------------|-------------|-----------|--------------|-----------|-----------|
| OUTPUT | DC VOLTAGE | 5V | | | 12V | | | 24V | | |
| | RATED CURRENT | 3A | | | 1.25A | | | 0.625A | | |
| | CURRENT RANGE | 0 ~ 3A | | | 0 ~ 1.25A | | | 0 ~ 0.625A | | |
| | RATED POWER | 15W | | | 15W | | | 15W | | |
| | RIPPLE & NOISE (max.) Note.2 | 100mVp-p | | | 120mVp-p | | | 150mVp-p | | |
| | VOLTAGE ADJ. RANGE | 4.75~5.5VDC | | | 10.8~13.2VDC | | | 21.6~26.4VDC | | |
| | VOLTAGE TOLERANCE Note.3 | ± 2.0% | | | ± 1.0% | | | ± 1.0% | | |
| | LINE REGULATION | ±0.5% | | | ±0.3% | | | ±0.2% | | |
| | LOAD REGULATION | ±0.5% | | | ±0.3% | | | ±0.2% | | |
| SETUP, RISE, HOLD UP TIME | 2.5s, 25ms, --- 12VDC/24VDC/48VDC at full load | | | | | | | | | |
| INPUT | VOLTAGE RANGE | A: 9.2 ~18VDC | | B:18 ~ 36VDC | | C:36~72VDC | | | | |
| | EFFICIENCY(Typ.) | 68% | 76% | 75% | 72% | 76% | 79% | 70% | 77% | 78% |
| | DC CURRENT(Typ.) | 1.9A/12VDC | | 0.9A/24VDC | | 0.45A/48VDC | | | | |
| PROTECTION | OVER LOAD | 105% -160% rated output power Protection type : hiccup mode , recovers automatically after fault condition is removed | | | | | | | | |
| | OVER VOLTAGE | 5.75 ~ 6.75V | | | 13.8~ 16.2V | | | 27.6 ~ 32.4V | | |
| ENVIRONMENT | WORKING TEMP. | -10~+60°C (Refer to output load derating curve) | | | | | | | | |
| | WORKING HUMIDITY | 20 ~ 90% RH non-condensing | | | | | | | | |
| | STORAGE TEMP., HUMIDITY | -20 ~ +85°C, 10 ~ 95% RH | | | | | | | | |
| | TEMP. COEFFICIENT | ±0.03%/°C (0 ~ 50°C) | | | | | | | | |
| | VIBRATION | 10 ~ 500Hz, 2G 10min./1cycle, 60min.each along X, Y, Z axes | | | | | | | | |
| SAFETY & EMC | WITHSTAND VOLTAGE | I/P-O/P:2KVAC I/P-FG:1KVAC O/P-FG:0.5KVAC | | | | | | | | |
| | ISOLATION RESISTANCE | I/P-O/P,I/P-FG,O/P-FG:100M Ohms/500VDC | | | | | | | | |
| | EMI CONDUCTION&RADIATION | Compliance to EN55022(CISPR22) CLASS B | | | | | | | | |
| | EMS IMMUNITY | Compliance to EN61000-4-2,3,4,6,8;ENV50204,EN55024,light industry level,criteria A | | | | | | | | |
| OTHERS | DIMENSION | 79*51*28mm (L*W*H) | | | | | | | | |
| | PACKING | 0.18kg,60 PCS/11.8kg | | | | | | | | |
| NOTE | <p>1. All parameters NOT specially mentioned are measured at normal input, rated load and 25°C of ambient temperature.</p> <p>2. Ripple & noise are measured at 20MHz of bandwidth by using a 12" twisted pair-wire terminated with a 0.1uf & 47uf parallel capacitor.</p> <p>3. Tolerance : includes set up tolerance, line regulation and load regulation.</p> <p>4. The power supply is considered a component which will be installed into a final equipment. The final equipment must be re-confirmed that it still meets EMC directives.</p> | | | | | | | | | |

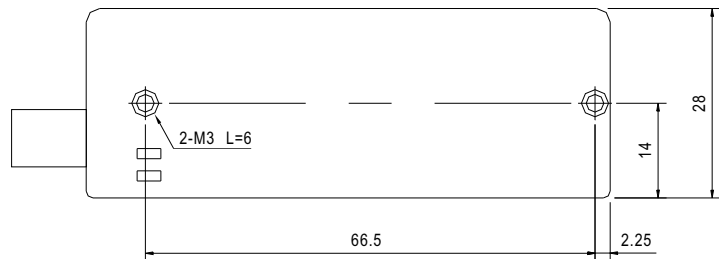
Mechanical Specification

Case No.931 Unit:mm



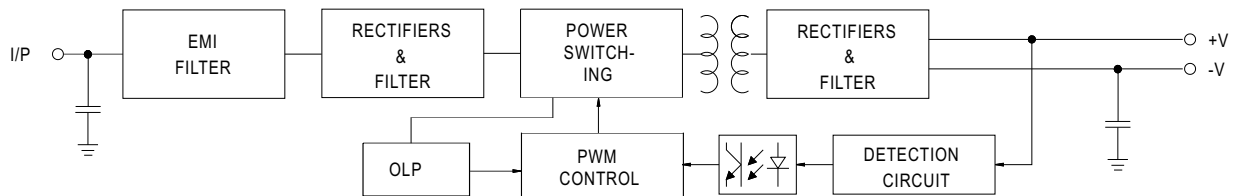
Terminal Pin. No Assignment

| Pin No. | Assignment | Pin No. | Assignment |
|---------|-------------|---------|--------------|
| 1 | DC INPUT V+ | 4 | DC OUTPUT +V |
| 2 | DC INPUT V- | 5 | DC OUTPUT -V |
| 3 | FG \perp | | |

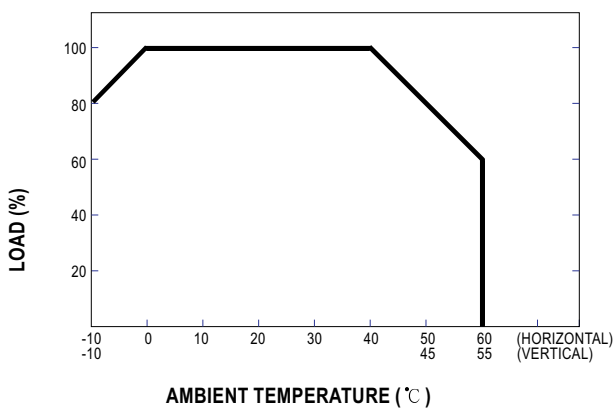


Block Diagram

fosc : 96KHz



Output Derating



Static Characteristics

